

# GOLD COUNTRY WOODCRAFTERS

Newsletter April 2017

Vol 31

## GCW Meeting Brief:

The April 11<sup>th</sup> meeting lasted about 1 1/2 hours. We had a good turnout with 33 members plus one guest in attendance. April was the 2017 spring project challenge month and we had a good turn out with 9 members bringing in their unique shop organizer projects to show. Eight members brought in items for the show and tell portion of the meeting and we had our usual raffle with a number of great prizes including several items donated by our members. There are 2 listings in the Exchange Corner this month, a nice Delta model radial head drill press and a large amount of free 100 yr old redwood barn wood.

Also, there were no contributions were submitted for the “Member’s Corner” section this month. We encourage members to submit short articles on a woodworking related topic for this new newsletter section. This is your chance to comment on club activities, share your knowledge and woodworking experiences with your fellow woodworkers.

## Presidents Message:



Gold Country Woodcrafters

We had a great April meeting to kickoff spring! The project challenge attracted the usual flood of talent from our members. Thank you to all who participated and shared their creativity.

We have an exciting summer ahead with a calendar full of interesting presentations as well as a few special events including the shop tour on Sat May 13 (you won’t want to miss this!), Woodcraft tool swap on Sat April 30, Carver showcase on Sat-Sun May 20, 21 and more!

The true value of our club is in the ingenuity, cleverness, inventiveness of our members. Collectively, we have so much knowledge to share and so much to learn from each other. The “from the floor” portion of our meetings is the perfect opportunity to present anything to do with woodworking whether providing information or requesting information. I urge all members to come prepared to use this time in the meeting for the benefit of all.

As always, I wish you happy and safe woodworking.

*Jim Hunt*

# GOLD COUNTRY WOODCRAFTERS

Newsletter April 2017

Vol 31

## April Shop Organized Project Challenge:



Mark Butzler



Jim Hunt



Homer Rail



Paul Velk



Steve Cabrol



Jerry Preston

THE STAND AND ORGANIZER  
JERRY PRESTON



Harvey Myers



Ron Sexton



Bruce Hall

The theme for this GCW Project Challenge was to create some type of shop organizer. Suggestions included organizers for holding battery charges, sand paper, tape, etc. The above pictures show the projects of the 9 members that participated in the Project Challenge. These project entries really showed off the ingenuity and craftsmanship of our members. The members participating in this Project Challenge were Mark Butzler, Jim Hunt, Homer Rail, Paul Velk, Steve Cabrol, Jerry Preston, Harvey Myers, Ron Sexton and Bruce Hall. The winner of the \$50 Project Challenge raffle was Jerry Preston. Individual pictures and descriptions appear later in this newsletter.

# GOLD COUNTRY WOODCRAFTERS

Newsletter April 2017

Vol 31

## Announcements/news:

1. **GCW President Position:** Jim Hunt announced that he will not be seeking another term as GCW president. His current term (2 years) ends this September. He said that he has thoroughly enjoyed his time as GCW president, working with the members and helping lead the club forward. He went on to say that the reasons for not seeking another term are primarily because he is anticipating a challenging work schedule for the next couple of years. Do to this fact he feels that he would not be able to focus the deserved attention on the club. So, in the coming months the GCW Executive Committee members will be working to find a new GCW president. If you are interested in this position or would like to submit a members name for this position please feel free to notify any committee member or send a note to the editor of this newsletter.
2. **Wood Carver's Show (CWA):** Jim Hunt announced that GCW will not be participating in this event this year however the club has obtained a number of VIP tickets for this event. They will be available at the May 9<sup>th</sup> club meeting for those expressing a desire to go, first come first serve. The CWA Competition and show of 2017 (Wood Carvers Show) is being held at the Scottish Rite Memorial Center in Sacramento, May 20<sup>th</sup> – 21<sup>st</sup>.
3. **Shop Tours Saturday May 13<sup>th</sup>:** The GCW spring shop tours are scheduled for Saturday May 13<sup>th</sup>. The shops we will be touring this time will those of Steve Cabrol (first), Roy Carter (second), and Tim Bynon (third). All members participating in the tours last year had a great time so be sure to mark your calendar for this club event. We visit the first shop at 8 AM and end wind at 12 or so. There will be snacks and refreshments at each shop. A map with addresses is provided following the raffle result section.
4. **Toy for Tots schedule:** Dale Gamble informed the members that the kickoff for the toy effort will be in August or Sept. Also, if any member needs parts for any toy project they are creating, not necessarily for the toy effort, that they should contact him to see if he has the needed part(s). He has a large inventory of various wheels, axles, etc available. Email: [rndgamble@comcast.net](mailto:rndgamble@comcast.net)

### 5. From the floor:

- a. **Jim Hunt has brackets:** Jim showed the members a bracket that came from his old patio cover support system. He says he has 15 available free for anyone interested. Email: Jim Hunt [jhunt@srco.com](mailto:jhunt@srco.com)



# GOLD COUNTRY WOODCRAFTERS

Newsletter April 2017

Vol 31

- b. Tool-Swap: Charles Linn announced that Woodcraft Supply will be sponsoring a tool-swap Saturday April 30. Booth setup is at 7AM and the swap meet goes till noon. It's a good idea to show up early as all the good stuff goes fast.
- c. Warren Wyllie has T-Shirts: Warren still has 2 medium and 1 large GCW t-shirt available. Let him know if you want one at the next meeting.

## 2017 Meeting Topics:

May 9 <sup>th</sup>	Millwork and installation for cabinet work. Presentation by Dale Gamble.
June 13 <sup>th</sup>	Applying CA (cyanoacrylate/super glue) finish on pens, etc by Gail Cone.
July 11 <sup>th</sup>	Demonstration of a portable lumber mill by Steve Cabrol.
August 8 <sup>th</sup>	Cabinetry and dovetailing presentation by Tim and Melody Bynon.
September 12 <sup>th</sup>	The Saw sharpening with some history presentation by Ken Welsh.
October 10 <sup>th</sup>	GCW Fall Project Challenge Night. Theme to be announced.
November 14 <sup>th</sup>	Tool talk night. Members round table discussions on latest tools, etc.
December 12 <sup>th</sup>	Spouse/Special guest night. 2 <sup>nd</sup> annual event.

Members that would like to give a presentation or have ideas for a presentations please contact Ron Sexton ( [hcwpvl@directcon.net](mailto:hcwpvl@directcon.net)). Remember this is your club and the more our club members participate in sharing knowledge the more proficient we all become at our common interest, woodworking.



# GOLD COUNTRY WOODCRAFTERS

Newsletter April 2017

Vol 31

## Show and Tell: (8 presenters)

*Larry Pfost*



used several coats, sanding between each coat. He noted that his first attempt at finishing did not produce the desired color match. The primary reason is that the shellac he initially used was well beyond its shelf life. New shellac, problem solved.

Larry finally had time to finish up his kitchen cupboards after repairing storm damage to his shop. A tree fell on his shop. He brought in one of the cupboard doors he completed and as you can see the cupboards are made using knotty pine. He used shellac as the finish as it is an excellent choice for sealing knotty pine. He

*Jim Terrill*



Jim brought in his latest turnings. The bowl on the left has some inlaid brass (key filings) used to repair defects in the wood and provide interesting accents. The wood looks like walnut but did not exhibit the characteristic walnut odor when turned. After asking members what they thought it could be there was no consensus as to what it could be. The lidded vase on the left once again showed Jim has not lost his touch creating the “snug fit” with a pop. The pen shown is cocobolo with a CA finish.

# GOLD COUNTRY WOODCRAFTERS

Newsletter April 2017

Vol 31

## Tim Bynon



Tim brought in his solution to furniture disassembly. He showed 2 clamps, a Jensin clamp and a Quick clamp both modified to operate in reverse. This allows the clamps to be used to pry furniture components apart. He removed the retaining rivets on the clamp bars and turned the clamps around. Notice the socket wrench on the Jensin clamp. Like a number of us Tim is starting to have some annoying arthritis in his hands making it more difficult to tighten those clamps and vices. He found a way to resolve that issue by using a socket hammered onto the clamp handle. Now he can tighten the clamps without hurting his fingers.

## Dave Boutcher



Good thing Dave explained what this item was. We would never have guessed it. Not unless you are into biking and have a very expensive bike. This is a bike stand. The item in the stand is a crank arm and pedal. He left the rest of the bike home... The stand is tailor made for his wife's bike making it easier for her to store here bike upright.

I guess a need a mug shot of Dave.

# GOLD COUNTRY WOODCRAFTERS

Newsletter April 2017


Vol 31

*Gene Wagg*



What do you make using the great piece of figured wood won at a GCW raffle? Well, Gene knows. You turn a really eye catching bowl.

*Ed Woodards*



Ed has brought in a number of his fine intarsia pieces. This time it's a giraffe. This creation required the fabrication of 85 pieces using his band and scroll saws. It took about 2 months to make it and includes a number of contrasting woods including tiger wood. I fell a meeting presentation subject is in the works...



# GOLD COUNTRY WOODCRAFTERS

Newsletter April 2017


Vol 31

## Harvey Myers



Well Harvey came into some dough so he decided to make a dough bowl. Yep a dough bowl as in for making bread. He carved the bowl from a piece of Modesto Ash. Can't wait to see his first loaf...

## Ron Sexton



Ron showed a number of pictures of the horse/pony cart he made a number of years back. The cart was his design. He bought the wheels, shafts, circle bar and leaf springs from the Pennsylvania Amish, and the foot box and dash were made from Hickory. He fabricated and welded the steel himself and finished all the wood parts with several coats of Spar Varnish. It cost about \$2000 and took 6 months to make. His wife used the cart for dressage and cross-country Marathons as well as for picnic drives. Some of the competition events his wife drove in were in Oakdale. He said that their pony really looked forward to pulling the cart.



# GOLD COUNTRY WOODCRAFTERS

Newsletter April 2017

Vol 31

## *Steve Cabrol*



The inspiration for this turning tool storage rack came from a turning class Steve took some time ago. Wish mine were that organized.

## *Paul Velk*



The project shop organizer project challenge gave Paul the chance to finish a project he started some time ago. The drawers he had made and were hanging around the shop. For the cabinet he used some of his store of scrap wood.

# GOLD COUNTRY WOODCRAFTERS

Newsletter April 2017

Vol 31

## *Mark Butzler*



Mark made this tool storage chest of drawers using mostly scrap material. The knobs were left over from practice turnings on his antique lathe. He did have to purchase some ½" mdf for the drawer separators.

## *Bruce Hall*



Bruce has a lot of cordless tools and needed a place to conveniently store/organize them. He came up with a unique way to mount them on his battery charging cabinet. He cut the top/mounting end off old batteries and screwed them down to the cabinet top. To store a tool now, all he has to do is set it on the old battery mount. The battery part he recycles so all is well.

# GOLD COUNTRY WOODCRAFTERS

Newsletter April 2017

Vol 31

## *Homer Rail*



Homer showed off this organizer tray. The separators are Maple. He was able to get the separator material this thin using a planer, which is NOT easy to do. Thin pieces have a tendency to chatter and blow apart in the planer. He said some did.

## *Harvey Myers*



Harvey showed us this cordless tool charging station. Not only can he have all his chargers in a single location but he can have his cordless tools in one place as well. Note the drill storage depicted in the inset picture.



# GOLD COUNTRY WOODCRAFTERS

Newsletter April 2017

Vol 31

*Jim Hunt*



A charging station? That's what Jim said it was. It has lots of cubby holes and a large drawer for storing/organizing "stuff". Is this really a shop organizer? Look like a really fine piece of furniture.

*Ron Sexton*



OK, when Ron creates a project you can count on it being a unique piece. His sand paper organizer cabinet project is no exception. You can see from the inset that he incorporated a chamber door which is a favorite fabrication challenge of Ron's. He used repurposed White Oak table leafs and some Hickory for construction. The wood is over 100 years old. The stain he used is chestnut. It's hard to believe that this is a shop organizer piece. His wife has her eye on cabinet so he better keep it in a safe place



# GOLD COUNTRY WOODCRAFTERS

Newsletter April 2017

Vol 31

## *Jerry Preston*



There are a number of things you need when you have a lathe. They include a solid stand and lots of storage. Jerry obtained these attributes when he built this solid latch cabinet. The weight provided by the cabinet and ALL the lathe tools and accessories really helps keep the lathe solid when turning.

## Member's Corner:

No contribution this month. We encourage members to submit short articles on a woodworking related topic for this new section.

## Raffle Results:

We use the "raffle per item" method for distributing raffle prizes. Members put raffle stubs in a receptacle associated with a specific prize they are interested in.

### Member Prizes:

- |  |               |
|--|---------------|
| 1) Woodcraft Supply \$25 gift cert.      | Dave Boutcher |
| 2) 2 sets corner clamps                  | Jack Lubeck   |
| 3) Adjustable Circle Compass             | ?             |
| 4) Malberry Wood turning blank           | Gail Cone     |
| 5) 6' straight edge                      | Nelson Exum   |
| 6) 12" circular saw blade (new)          | Mark Butzler  |
| 7) Assorted packs of Sand Paper          | Bill Meronek  |
| 8) 50' air hose 3/8"                     | Ron Sexton    |
| 9) Combination Screwdriver Set           | Jim Terrill   |
| 10) Table Saw molding head set           | Tim Bynon     |
| 11) Assorted Corian cutoffs (pen blanks) | John Roberts  |

We would like to thank the following for contributing items to this month's raffle.

1. Steve Cabrol 12" saw blade, assorted sand paper, molding head set, and Corian pen blanks.
2. Jim Hunt corner clamps
3. Bruce Hall Malberry turning blank

# GOLD COUNTRY WOODCRAFTERS

Newsletter April 2017

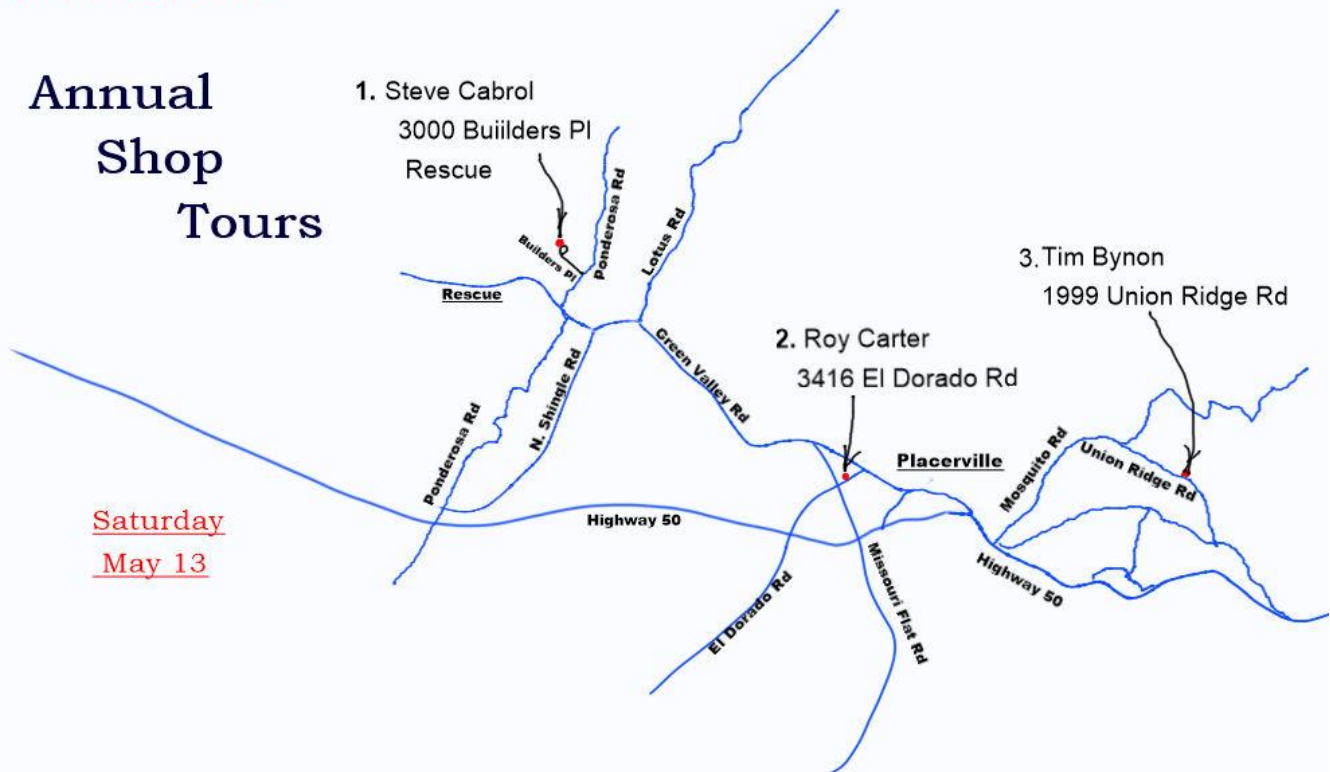
Vol 31

## Shop Tour Map:

Gold Country  
Woodcrafters

### Annual Shop Tours

Saturday  
May 13



## Wood Humor:



### Woodchuckles



Early attempts at the table saw.

Submitted by Ron  
Sexton

# GOLD COUNTRY WOODCRAFTERS

Newsletter April 2017

Vol 31

**Businesses that support GCW:** *Be sure to stop by Pro Builder Placerville, The Paint Spot, Churchill Hardware Cameron Park, Woodcraft Supply Sacramento and the Rockler Woodworking store in Rocklin. Please let them know how much Gold Country Woodcrafters appreciates their support.*

**Membership Dues:** For those members wishing to renew their membership for the 2016-2017 year by mail here is the information you need. Make out a \$20 check payable to Gold Country Woodcrafters. Send to: Steve Cabrol 3000 Builders Place, Rescue, CA, 95672. **Please note on the envelope ATT: Gold Country Woodcrafters.**

**Notice:** Like all good things nothing is forever. If your contact information has changed since joining please let the club know. Just send any changes you may have to the email address used to send out the newsletter. Your cooperation is much appreciated.

**Gold Country Woodcrafters Meeting Place:** GCW meetings are held the second Tuesday of each month unless otherwise notified and are at the Park Community Church meeting hall, 3901 Wild Chaparral Dr. Shingle Springs, Ca. exit 37 off highway 50. A map is provided on the home page of the GCW website.

## Saw and Planer blade sharpening.

A number of members have asked about who we know that sharpens saw and planer blades. Well GCW member Ken Welsh can handle the job. Just give him a call.

### WELSH'S SAW WORKS

Formerly Rocklin Saw Works

**Ken Welsh**

Owner

3021 Crystal View Drive  
El Dorado Hills, CA 95762  
(Off Bass Lake Road)

**Phone: (530) 677-4938**

**Cell: (916) 275-3388**

# GOLD COUNTRY WOODCRAFTERS

Newsletter April 2017

Vol 31

## The GCW Exchange Corner: 2 listing this month.

1. Delta Drill press, Bench model 11-090 with radial head. Like new, asking \$250. Seller has a stand available for \$50. Contact Jim Ginney, phone: 520 626 1124, email [gginney@gmail.com](mailto:gginney@gmail.com) (referred by Homer Rail)



2. Barn Siding (redwood) giveaway: Located near Diamond Springs about 5 miles from Poor Reds. Sold her farm and the new owners do not want the wood. Wood is over 100 year old barn siding. Each piece is about 5 1/2" X 3/4" X 5' (and longer). Would be good for bird houses, craft signs, etc. You need a high clearance or 4 wheel drive vehicle for her driveway. Contact Molly Wolk (530) 748-9163 (referred by Jim Terrill)

Regards and happy woodcrafting.

*Gail Cone*

GCW Newsletter editor



**GCW Web site:** [goldcountrywoodcrafters.com](http://goldcountrywoodcrafters.com)

If you have any comments or suggestions please send me an email. If you wish to unsubscribe so you no-longer receive GCW newsletters just send me a reply with the word "unsubscribe" in the subject.