

# GOLD COUNTRY WOODCRAFTERS

Newsletter July 2017

Vol 34

## GCW May Brief:

The July 11<sup>th</sup> club meeting lasted near 2 hours with 33 members and 4 guests in attendance. The meeting was presided over by Ron Sexton and the feature presentation this month was given by Steve Cabrol. This was a special treat as members were able to view and participate in a live demonstration of a portable saw mill. Our Show and Tell featured 7 of our talented members and their projects. We had our usual raffle with a number of great prizes including items donated by our members. Thanks again to all those that contribute items to the raffle. There are no listings in the Exchange Corner this month.

## Vice Presidents Message:



Gold Country Woodcrafters,

The July meeting was a huge success. We had 33 members and 4 guests in attendance. One of our guests who is 17 years old and he already has his stuff on U-Tube. Hope he joins so we can see his projects at future show & tells.

The meeting lasted 2 hours with about 1 hour devoted to Steve Cabrol's live Portable Saw Mill demonstration. It was very well presented with the help of Steve's mill partner, Rick. Some of us even took a turn at sawing off a board from the pine log they had brought in. I received several comments from members that this was the best presentation yet, but why wouldn't it

be, we got to make sawdust in the parking lot.

We only need one more T-Shirt sign-up to fill our 24 shirt order quota, so be sure to sign up at the Aug 8<sup>th</sup> meeting. Three of our guests bought raffle tickets and 2 had a winning number. Mark Butzler & I continue to search for a picnic BBQ site and we are considering holding it in October, hoping for a little cooler weather and maybe better options. See ya in August.

*Ron Sexton*

*GCW V. Pres. and Program Chairman*

# GOLD COUNTRY WOODCRAFTERS

Newsletter July 2017

Vol 34

## Portable Saw Mill presentation by Steve Cabrol



This month we had a very special presentation by Steve Cabrol and his partner Rich Reep. They brought their portable saw mill to the church parking lot to show and demonstrate. During the demonstration an approximately 16" by 15' pine log was milled into usable planks. We don't have many presentations where our members get to see and participate in generating sawdust, and there was lots of saw dust!

The demonstrated mill was a Norwood HD 36. The cut width is 28 inches, and it is capable of handling a 36 in diameter log, although that would be very difficult to handle without quite large equipment. There were three primary reasons why Steve and Rich chose this manufacturer. First, they can add features at any time they wish, where other manufacturers need additional features to be part of the final configuration. Second, the saw head is supported on both sides where others are cantilevered and seem to bounce more, and lastly you assemble the mill from parts and therefore understand how everything works. In addition there are lots of additional features that can be added like milling heads for making profiled logs for cabin construction, attachments for making shingles and lap siding, plus many others.

As mentioned, Steve's mill partner is Rick Reep. Rich is Steve's daughter in-law's father. They purchased the mill together about a year ago to produce lumber for several projects using logs from properties owned by their families. He said that for timbers of significant size the investment is reasonably cost effective.

Steve said that they are still learning the details of the mill operation like how to simplify the log handling process and

how to maximize the yield of different size logs. Above all, they are enjoying the challenges that go along with learning any new activity.

As far as projects they have worked on so far, the largest is a structure they are working on. It is an octagonal pavilion roughly 30 feet in diameter. Other projects were a couple of trailer decks, a shooting platform and miscellaneous small projects. They have also demonstrated the mill for potential mill purchasers and both opportunities resulted in sales.

Steve and Rick enjoy owning the mill and producing usable material that would otherwise rot away in the forest. They especially enjoyed the opportunity to demonstrate for the club and would be happy to answer any questions members might have about the mill and its operation. Feel free to call Steve at [916-281-6149](tel:916-281-6149).

# GOLD COUNTRY WOODCRAFTERS

Newsletter July 2017

Vol 34

## Announcements/news:

1. **Toys for Tots schedule:** Dale plans to hold a kickoff meeting in September for those interested in participating this year. Exact date and time is still to be determined. Dale reported that the club has acquired a number of wooden toy train sets from an estate sale. Each set is made up of cars depicting a letter of the alphabet. A few of the cars still need to be assembled. Also, if a member needs toy parts for any toy project, not necessarily for the toy effort, they should contact Dale Gamble to see if he has the needed part(s). He has a large inventory of various wheels, axles, etc available. Email: [rndgamble@comcast.net](mailto:rndgamble@comcast.net)
2. **GCW BBQ & Picnic:** Ron Sexton and Mark Butzler reported on the status of plans for the proposed GCW BBQ & Picnic. The location is still being researched however one location being considered is Gold Bug Park. John Brideson suggested they consider the picnic area right where we meet each month, the Park Community Church. It was also suggested we move the proposed time to early October as the weather may be better. More to come on this topic as plans firm up.
3. **T-Shirts:** It was reported that we are very near our goal of 24 for an order. The cost is still \$22. The \$22 is due at the time you sign up for your shirt.
4. **From the floor:**
  - a. **Newsletter Correction:** Ron Sexton made mention of an error in the June newsletter covering his project for the show and tell. It was incorrectly reported that the Butler Chest featured a “camber door”. The correct term for the door is a “Tambour door”.
  - b. **Tool Problem:** John Roberts asked the members for suggestions for improving the height adjustment mechanism on his drill press. The current crank design is hard on those arthritic hands. One suggestion from the floor was to change out the crank for a wheel. No one knew of a product that could automate the job.
  - c. **Helpful Tip:** Max Lee passed along a helpful tip to our members on how to add to their screws, bolts and nut inventory cheaply. Many times hardware store employees are given the task of collecting hardware items customers place in incorrect bins. The collected items are set aside with the intention of resorting them when time allows. In most cases this task never is completed. Max suggested members ask at the hardware store to see if they can obtain some of the assorted hardware as he did. In many cases they will just give it away free or for a small cost just to make it go away. He was able to acquire a large jar of assorted items FREE.

# GOLD COUNTRY WOODCRAFTERS

Newsletter July 2017

Vol 34

## 2017 Meeting Topics:

August 8 <sup>th</sup>	Cabinetry and dovetailing presentation by Tim and Melody Bynon.
September 12 <sup>th</sup>	Saw sharpening with some history presentation by Ken Welsh.
October 10 <sup>th</sup>	GCW Fall Project Challenge Night. Theme: Artistic Item, Hat/Coat Rack, Hinge.
November 14 <sup>th</sup>	Tool talk night. Members round table discussions on latest tools, etc.
December 12 <sup>th</sup>	Spouse/Special guest night. 2 <sup>nd</sup> annual event.
January 9 <sup>th</sup> 2018	(Tentative) Presentation/demo of the Incra Jig by John Bridesman

Members that would like to give a presentation or have ideas for a presentations please contact Ron Sexton ( [hcwpvl@directcon.net](mailto:hcwpvl@directcon.net)). Remember this is your club and the more our club members participate in sharing knowledge the more proficient we all become at our common interest, woodworking.

## Show and Tell: (7 presenters)

### *Roy Carter*



Roy is well known for his carvings, especially of birds. This time he chose to carve a cat. I think he said the wood used was pine. He sanded it to 400 then applied water based pre-stain to even things out. The finish used was is a water based varathane. Can't help but notice that this cat can look over his shoulder quite well.

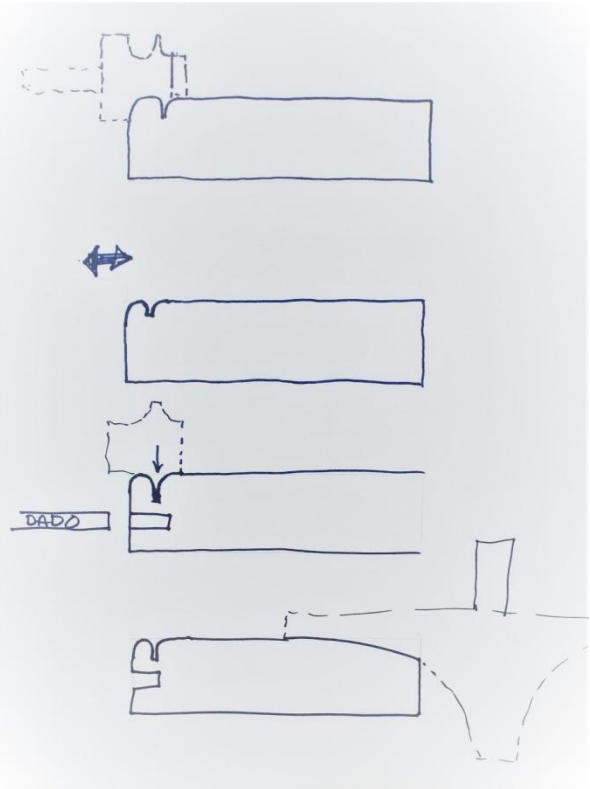


# GOLD COUNTRY WOODCRAFTERS

Newsletter July 2017

Vol 34

*Tim Bynon*



Tim found himself with a challenge some of us have also faced. He needed to make some new cabinet doors for a customer where frame profile had to match some existing doors. The cost of a new shaper cutter could not be justified for just 3 doors. During his show and tell Tim explained how he was able to use cutters he had on hand to duplicate the style and rail pattern required. The diagram on the right shows how each of the 3 cutters (picture above) were used. The results, he said, were very near a perfect match. *Note, don't miss Tim and his wife Melody's presentation at the August GCW meeting on Cabinetry and Dovetailing.*

*Tony White*



Tony needed to make 3 duplicate turned lids for this project. He said it was quite a challenge to get them even close. The primary wood used was Orange wood. They look more than close to me.

# GOLD COUNTRY WOODCRAFTERS

Newsletter July 2017

Vol 34

## Robert Garlick



Robert, our youngest member, won a mahogany turning block at the June meeting. Well we couldn't resist the urge to challenge him to bring in a turned bowl at the next meeting. Well he answered the challenge! He

spent some time at the shop of a family friend, Mr. Mark Stanley. He gave Robert some direction on the lathe and tools. The outcome is the bowl shown above. Note, this his first attempt at woodturning. I'd say he did a great job don't you? It is obvious he has a great future in woodworking. The finish he used is walnut oil.

## Ron Sexton



Ron continues to explore new craft opportunities. This time he created 2 stone pennants. The stone is Serpentine Stone that he found on one of his daily walks near his place. He used a Dremel tool and diamond bits to shape the stone and 2000 paper to polish it up. Then he added a coat of wax. He cautioned that the dust should be vented to the outside especially in this case because Serpentine contains high levels of asbestos.

# GOLD COUNTRY WOODCRAFTERS

Newsletter July 2017

Vol 34

## *John Roberts*



Like a lot of us John has lots of items that require charging. To knock down the clutter he decided to create a charging station. The design used Baltic birch covered by a walnut veneer. With the number of projects he has brought in that follow the “let’s get organized theme”, he has to be one of the best organized members of our club. Right John?

## *Gail Cone*



This turned vase by Gail incorporated a number of wood species and took some time to create. The wood species, in order, starting at the bottom are Liquid Amber, Almond, Blood Wood, Maple Burl, Blood Wood, Almond, and Cocobolo Wood. The finial has Cocobolo, Almond, Cocobolo and Almond sections. The Finial is actually a stopper for the main vase. The bottom section of Almond is made up of 2 hollowed sections placed back to back and grain matched to produce the desired wave effect. Some may remember some pictures from the, Gail’s, June CA presentation. The vase was part of the presentation showing how CA can be used to add aluminum powder to the burl voids. All wood layers of the project were assembled using medium thick CA glue. The finish is several layers of lacquer applied using an HVLP sprayer.

# GOLD COUNTRY WOODCRAFTERS

Newsletter July 2017

Vol 34

## Member's Corner:

No contribution this month. We encourage members to submit short articles on a woodworking related topic for this new section.

## Raffle Results:


We use the "raffle per item" method for distributing raffle prizes. Members put raffle stubs in a receptacle associated with a specific prize they are interested in.

### Member Prizes:


- |                                     |                |
|-------------------------------------|----------------|
| 1) Woodcraft Supply \$25 gift cert. | Roy Carter     |
| 2) Deluxe Jig Handle                | Ed Woodards    |
| 3) Centering Jig                    | Nelson Exum    |
| 4) 1 qt Shellac                     | Robert Garlick |
| 5) Table Saw Blade Lock             | Guest          |
| 6) Contour Sanding tools            | Jerry Preston  |
| 7) Hand Clamps (x2)                 | Guest          |

*Donated by Gail Cone*

## Wood Humor:



Submitted by Ron Sexton





# GOLD COUNTRY WOODCRAFTERS

Newsletter July 2017

Vol 34

**Businesses that support GCW:** Be sure to stop by Pro Builder Placerville, The Paint Spot, Churchill Hardware Cameron Park, Woodcraft Supply Sacramento and the Rockler Woodworking store in Rocklin. Please let them know how much Gold Country Woodcrafters appreciates their support.

**Membership Dues:** For those members wishing to renew their membership for the 2016-2017 year by mail here is the information you need. Make out a \$20 check payable to Gold Country Woodcrafters. Send to: Steve Cabrol 3000 Builders Place, Rescue, CA, 95672. **Please note on the envelope ATT: Gold Country Woodcrafters.**

**Notice to members:** If your contact information has changed since joining please let the club know. Just send any changes you may have to the email address used to send out the newsletter. Your cooperation is much appreciated.

**Gold Country Woodcrafters Meeting Place:** GCW meetings are held the second Tuesday of each month unless otherwise notified and are at the Park Community Church meeting hall, 3901 Wild Chaparral Dr. Shingle Springs, Ca. exit 37 off highway 50. A map is provided on the home page of the GCW website.

## Saw and Planer blade sharpening:

For members that need some blades sharpened GCW member Ken Welsh can handle the job. Just give him a call.

### WELSH'S SAW WORKS

Formerly Rocklin Saw Works

**Ken Welsh**

Owner

3021 Crystal View Drive  
El Dorado Hills, CA 95762  
(Off Bass Lake Road)

**Phone: (530) 677-4938**

**Cell: (916) 275-3388**

Regards and happy woodcrafting.

*Gail Cone*

GCW Newsletter editor



**GCW Web site:** [goldcountrywoodcrafters.com](http://goldcountrywoodcrafters.com)

If you have any comments or suggestions please send me an email. If you wish to unsubscribe so you no-longer receive GCW newsletters just send me a reply with the word "unsubscribe" in the subject.