

# GOLD COUNTRY WOODCRAFTERS

Newsletter June 2017

Vol 33

## GCW May Brief:

The June 13<sup>th</sup> club meeting lasted near 2 hours with 33 members and 1 guest in attendance. Jim Hunt was back from his travels and kicked off the meeting with a report on the June GCW Executive Committee meeting results. One of the highlights of the report was that Jim has decided to continue as president for another 2 years. The presentation this month was given by Gail Cone and addressed the topic of CA glue and it's applications in woodworking. Our Show and Tell featured eight of our talented members and their projects. We had our usual raffle with a number of great prizes including items donated by our members. Thanks again to all those that contribute items to the raffle. We have another Member Focus article this month where we happy to feature member, Bill Meronek. There are no listings in the Exchange Corner this month.

## Presidents Message:



Gold Country Woodcrafters,

Well, chalk up another great meeting! Gail attracted a captive audience with his presentation on CA glue finishing. As usual, we had expert advice from an expert craftsman.

The Executive Committee would like to welcome our newest Executive Committee member, Rich Schwerin, as Project Challenge chair and Tim Bynon as Program Chair. In the absence of willing candidates, Steve Cabrol has agreed to extend his term as Treasure for another 2 years and Jim Hunt will continue as President for an additional 2 year term. We appreciate all these members stepping up to contribute and keep new and fresh ideas flowing into the club. We also would like to thank Harvey Myers for his contribution on the Executive Committee as he steps down. Harvey has been and will continue to be a valued and enjoyable member!

We never seem to have enough time at regular meetings to chat and visit so in an effort to allow members more time to get to know each other, I am happy to announce that the Executive Committee agreed to host the first ever GCW picnic/bar-b-que for members and family around late September so mark your calendar. Be sure to watch for more information as the plan develops. Our hope is to make this an annual event.

Thank you all again for making GCW such an enjoyable and informative program!

Until next time, I wish you Happy and Safe woodworking.

*Jim Hunt*

# GOLD COUNTRY WOODCRAFTERS

Newsletter June 2017

Vol 33

## Presentation: CA In Your Woodworking, Gail Cone



The focus of the CA presentation was to provide some insight into the possible uses plus application techniques of CA glue, in our favorite endeavor, woodcrafting. The presentation included information on the history, makeup, safety issues, precautions, storage, and application of CA in woodcrafting.



The presentation lasted about 35 minutes and consisted of information slides plus an 8 minute video showing a CA finishing technique on a pen blank. The interest level was high and prompted a large number of Q and A's from our members. For those that were unable to attend the meeting the presentation is available on the GCW website ( [CA In Your Woodcrafting](#)). Only a few significant points from the presentation can be provided here, so for a more thorough coverage of the topic you will want to visit the website.

CA or cyanoacrylate was discovered in 1942 and is simply a liquid acrylic resin (plastic) that polymerizes (becomes solid) fast when in thin layers and requires moisture to polymerize. Most people know CA as Eastman 910, Super Glue, or Crazy Glue to name just a few trade names.

Primary safety precautions include providing good fume ventilation, wearing eye protection and having a debonder available. The simple on storage and shelf life is to use up the CA in a timely manner. Manufacturers generally quote shelf life (time it remains close to original viscosity) to be 12 months. CA starts to polymerize as soon as manufactured so always store with the cap on as *CA uses moisture to polymerize (solidify)*.

Some applications mentioned include stone inlay, metal inlay, crack repair/filling, stabilizing wood, and as a durable finish. The topic of CA usage in finishing was of most interest to the members and in this author's view includes its use to repair or enhance defects, add art, stabilize surfaces, or provide a durable finish. The pictures above show examples of projects incorporating all of these. The advantage of using CA as a finish instead of other durable finishes like lacquer, film finishes, or other resins is the time to achieve quality results. Example, a pen or bottle stopper can be completed in just a few minutes, verses hours/days. It's also noted that, as with all types of finishes, the finish quality is highly dependent on the attention to surface preparation. The CA Finishing process involves applying a number of coats of CA glue and then polishing it. The presentation demonstrated the author's version of what works for him (the steps are in the presentation slides). It was noted that the process can be highly individualized and there are a number of U-Tube videos on the net on CA finishing where one can pick up many good pointers.

# GOLD COUNTRY WOODCRAFTERS

Newsletter June 2017

Vol 33

## Member Focus: Bill Meronek



Most of us know Bill through his regular Show and Tells showing his latest craftsmanship and ingenuity. But did you know that he volunteers much of his time to GCW club sponsored projects? Let us mention the Caboose project, the Raphael Keeton Foundation Memory Boxes SIG and the GCW Toys for Tots effort. When he joined the Caboose project it was in the last 6 months of the building phase. Although he missed most of the woodworking effort, he was able to help with the painting and final details. He learned so much from the caboose volunteers and the GCW club members who were more than happy to answer his many woodworking questions. His enthusiasm for woodworking, his desire to support club projects, and his eagerness to learn new skills earned Bill Meronek this GCW Member Focus.

Born in Minnesota, Bill lived briefly in Madison, Wisconsin, then mostly in Southern California. He earned a degree in Electrical Engineering from the University of Wisconsin. He spent more than half his career at Western Digital Corporation (WD) in the design, test, and engineering management of micro-chips for hard drives and later solid state drives. He also worked for Siemens, AG in Munich, Germany. After WD he worked 9 years at an engineering startup, and then 4 years at Intel Corporation developing storage management micro-chips and software. He retired from Intel Corporation. Bill lives in Shingle Springs, with his wife Carolyn, and has 3 adult children.

Starting early as a kid Bill liked working with his hands and spent considerable time in the garage doing woodworking, electronics and mechanical projects. After retiring he joined the GCW (2014). Like most of us he began by building basic small projects and in a relatively short time moved up to building furniture. Ron Sexton commented that he has seen considerable improvement in Bill's finishing skills over the last year and that he gets a kick out of Bill when he sees something a club member has made and asks "how did you do that". Bill recently was given a lathe and is starting to develop his turning skills. We expect to see more intricate projects from Bill as he continues to pursue his woodworking passion.



Bill was nominated for the June 2017 GCW Member Focus by Ron Sexton.

# GOLD COUNTRY WOODCRAFTERS

Newsletter June 2017

Vol 33

## Announcements/news:

### 1. GCW June Executive Committee Meeting Highlights:

- a. As reported previously there are 3 committee member positions coming to term in September.
  - i. These positions are Jim Hunt president, Harvey Myers MAL2 (Member At Large), and Steve Cabrol treasurer.
  - ii. We are happy to announce that Jim Hunt has volunteered to serve as president for another 2 year term and Steve Cabrol will stay on for another term as treasurer.
  - iii. Harvey Myers will be leaving the committee. We would like to thank Harvey for his years of service and job well done.
  - iv. We are glad to announce that Rich Schwerin has volunteered to join the committee filling the MAL2 position.
- b. Chairman assignments: Rich Schwerin will take over as GCW Project Challenge chairman and be responsible for Show & Tell and raffle. Tim Bynon has volunteered to serve as GCW Meeting Presentations chairman relieving Ron Sexton of that duty.
- c. The idea of focus groups has been suggested. The concept would be to have members, during a given meeting, gather in small groups to discuss a specific topic. At the conclusion each group would report on the results of the discussion. The concept was described to the members at the general meeting. The response from the members was generally favorable. More information will be forthcoming as the concept is refined.
- d. Ideas for the upcoming October GCW Project Challenge were put forth by Harvey Myers. After some discussion it was decided that the challenge would be to create one or more of an artistic item, a hat/Coat Rack, or make a wooden hinge. As before the projects must be made primarily of wood, be made within the previous 6 months, and participants will participate in a raffle for a \$50 prize.
- e. To allow more time for members to network the suggestion of a club BBQ came up. After some discussion it was decided to go forward with the effort. The general plan is to have the BBQ sometime in late September and would include members and their families. A budget of \$200 was established to cover hamburgers/hotdogs/etc. Members would provide their own drinks plus bring some dish to share. Location will be researched and announced. A search for a Chairman to lead the effort will commence.

2. **Toy for Tots schedule:** Planned kickoff will be in Sept. Dale will call a meeting in Sept. for those interested in participating this year. If a member needs toy parts for any toy project, not necessarily for the toy effort, they should contact Dale Gamble to see if he has the needed part(s). He has a large inventory of various wheels, axles, etc available. Email: [rndgamble@comcast.net](mailto:rndgamble@comcast.net)



# GOLD COUNTRY WOODCRAFTERS

Newsletter June 2017

Vol 33

3. **GCW BBQ & Picnic:** Jim Hunt asked for a volunteer to head-up the first annual GCW BBQ & Picnic. Mark Butzler volunteered to lead the effort. The first item is to nail down a location. Ron Sexton suggested we try for Gold Bug Park. Thank you Mark for volunteering to head up this effort.
4. **T-Shirts:** The members were polled to determine how many would be interested in purchasing GCW T-Shirts. A show of hands indicated that about a dozen interested. We need at least 24 to place an order. The shirts would be the same price as last year, \$22. If interested in obtaining a shirt, members need to notify the club by the July 11<sup>th</sup> meeting.
5. **From the floor:**
  - a. Ken Welsh announced that he has a friend that has some large Cedar slabs that he would like to dispose of. He said that the friend can cut them to any size desired. If interested you should contact Ken at [ekwelsh@aol.com](mailto:ekwelsh@aol.com).

## 2017 Meeting Topics:

July 11 <sup>th</sup>	Demonstration of a portable lumber mill by Steve Cabrol.
August 8 <sup>th</sup>	Cabinetry and dovetailing presentation by Tim and Melody Bynon.
September 12 <sup>th</sup>	Saw sharpening with some history. Presentation by Ken Welsh.
October 10 <sup>th</sup>	GCW Fall Project Challenge Night. Theme: Artistic Item, Hat/Coat Rack, Hinge.
November 14 <sup>th</sup>	Tool talk night. Members round table discussions on latest tools, etc.
December 12 <sup>th</sup>	Spouse/Special guest night. 2 <sup>nd</sup> annual event.
January 9 <sup>th</sup> 2018	(Tentative) Presentation/demo of the Incra Jig by John Bridesman

Members that would like to give a presentation or have ideas for a presentations please contact Ron Sexton ( [hcwpvl@directcon.net](mailto:hcwpvl@directcon.net)). Remember this is your club and the more our club members participate in sharing knowledge the more proficient we all become at our common interest, woodworking.

# GOLD COUNTRY WOODCRAFTERS

Newsletter June 2017

Vol 33

## Show and Tell: (8 presenters)

### *Homer Rail*



Homer finally got a chance to bring in this octagon end table he made a while back. He used cherry in this project. The construction incorporated biscuit joinery to tie the wedges and skirt. He used a strap clamp to pull the wedges together while gluing. To flatten the table tops he ran them through a drum sander. The finish he used was tung oil. Note, the legs were made using single thickness material.

### *Mark Butzler*



Mark took up the challenge to make beer tap handles. Ken Welsh asked for volunteers to make tap handles for a friend that owns a brewery in Lodi. You may remember the Celtic rolling pin Mark showed in May. Well he decided to give it another go. Ken was thrilled to receive this first installment. Beers on the house...

Note: Ken Welsh still needs more tap handles so feel free to make some. Specs are in the May newsletter.

# GOLD COUNTRY WOODCRAFTERS

Newsletter June 2017


Vol 33

## Bill Meronek



Bill found this 3 tier shelf rack that needed a little work. One of the shelves was missing and the whole unit needed cleaning up. He replicated the pine shelves for the replacement. All the shelves went through a face lift with a finish that included a sealer coat and a wipe on poly. Note, each of the shelves is hinged and thus fold/lift up.

## Jim Hunt



Jim has been known to make some pretty cool jigs. This time he brought in his bandsaw re-saw jig. It features 4 plastic rollers to firmly hold the material against the fence plus adjustments for thickness and tilt that allow him to even cut veneers. It mounts to the bandsaw using the miter slot and 2 anchor knobs. He drilled and tapped 2 holes in the bandsaw table for the anchor knobs. It has a 14" height capacity.



# GOLD COUNTRY WOODCRAFTERS

Newsletter June 2017

Vol 33

## *John Brideson*



John brought in his next installment in keepsake box series. He continues to refine his skills using the Incra Jig to create the fine double dovetail joinery you see here. He stated that his confidence and accuracy improve a bit each time he uses this technique. This box incorporates Birdseye Maple and Walnut. Note, John plans to give a presentation on the use of the Incra Jig (Probably next January).

## *Ron Sexton*



Ron showed off his latest fine cabinet. This one is a Butler Chest featuring a camber door closure. Believe it or not the camber door opens and closes as the drawer is pulled out and pushed in respectively. Ron has really perfected the art of making camber doors and their application. This door is attached to the rear of the drawer in a way that allows the first camber slat to pivot. The runs for the door are waxed to allow it to slide easily. The primary wood used is Walnut and was grain filled with matching filler. He used a sealer and then hand rubbed the Walnut to a fine luster.



# GOLD COUNTRY WOODCRAFTERS

Newsletter June 2017

Vol 33

## Harvey Myers



It could be my imagination but I think Harvey has brought in the largest turned bowl to date. I'm guessing but this one appeared to be around 15". The wood for this one is Ash. He stated that he had several working sessions with this one trying to work around defects that kept popping up. In the end he ended up with one large one. A knot that had to be filled. He used died epoxy (use black ink) with some brass key filing mixed in. He used a water based wipe on poly for the finish.

## John Roberts



John is always looking for ways to improve storage due to the limited space he has in his shop. He has shared a number of projects in the past that he created to address this issue. This time he brought in a storage case, actually 1 of 8. He described the case design and how simple it was to fabricate. The primary materials are 1/4" plywood and some pine. The Sides are held by the corner sections dadoed to retain them and the bottom is held by a dado in the sides. The lid profile is created using a pattern bit/router with the lid taped to the box.

Last month John brought in a collection of wooden toy trucks and heavy machinery. One of the items was a truck with wheels he made that had a cool tread design. John followed up with yet a better tread design that he brought to show. This one he said was easier to create as he did not have to glue 2 pieces together like the one he showed May. The new one is basically just a kerf cut crossed. The jig he uses on the table saw is shown on the far right.



# GOLD COUNTRY WOODCRAFTERS

Newsletter June 2017

Vol 33

## Member's Corner:

No contribution this month. We encourage members to submit short articles on a woodworking related topic for this new section.

## Raffle Results:


We use the "raffle per item" method for distributing raffle prizes. Members put raffle stubs in a receptacle associated with a specific prize they are interested in.

### Member Prizes:


- |                                     |                |
|-------------------------------------|----------------|
| 1) Woodcraft Supply \$25 gift cert. | Roy Carter     |
| 2) Right Angle 4 1/2" Grinder       | Jim Hunt       |
| 3) Set of 3 Diamond honing plates   | Mark Butzler   |
| 4) Silicon glue spreader            | Dave Boutcher  |
| 5) Silicon glue spreader            | Mick Dupper    |
| 6) Magnetic Parts Tray              | Jack Lubeck    |
| 7) Turning Round (Pecan)            | Gail Cone      |
| 8) Turning Round (Mahogany)         | Robert Garlick |
| 9) Turning Round (Walnut)           | Richard Grant  |

Harvey Myers Donated the 3 turning blocks (rounds), and 2 Silicon glue spreaders.

## Wood Humor:



Submitted by Ron Sexton



The table saw guard was more trouble than it was worth.

# GOLD COUNTRY WOODCRAFTERS

Newsletter June 2017

Vol 33

**Businesses that support GCW:** Be sure to stop by Pro Builder Placerville, The Paint Spot, Churchill Hardware Cameron Park, Woodcraft Supply Sacramento and the Rockler Woodworking store in Rocklin. Please let them know how much Gold Country Woodcrafters appreciates their support.

**Membership Dues:** For those members wishing to renew their membership for the 2016-2017 year by mail here is the information you need. Make out a \$20 check payable to Gold Country Woodcrafters. Send to: Steve Cabrol 3000 Builders Place, Rescue, CA, 95672. **Please note on the envelope ATT: Gold Country Woodcrafters.**

**Notice to members:** If your contact information has changed since joining please let the club know. Just send any changes you may have to the email address used to send out the newsletter. Your cooperation is much appreciated.

**Gold Country Woodcrafters Meeting Place:** GCW meetings are held the second Tuesday of each month unless otherwise notified and are at the Park Community Church meeting hall, 3901 Wild Chaparral Dr. Shingle Springs, Ca. exit 37 off highway 50. A map is provided on the home page of the GCW website.

## Saw and Planer blade sharpening:

For members that need some blades sharpened GCW member Ken Welsh can handle the job. Just give him a call.

Regards and happy woodcrafting.

*Gail Cone*

GCW Newsletter editor



### WELSH'S SAW WORKS

Formerly Rocklin Saw Works

**Ken Welsh**

Owner

3021 Crystal View Drive  
El Dorado Hills, CA 95762  
(Off Bass Lake Road)

**Phone: (530) 677-4938**

**Cell: (916) 275-3388**

**GCW Web site:** [goldcountrywoodcrafters.com](http://goldcountrywoodcrafters.com)

If you have any comments or suggestions please send me an email. If you wish to unsubscribe so you no-longer receive GCW newsletters just send me a reply with the word "unsubscribe" in the subject.