

# GOLD COUNTRY WOODCRAFTERS

Newsletter May 2017

Vol 32

## GCW May Brief:

The May 9<sup>th</sup> club meeting lasted just shy of 2 hours and we had one of our better turnouts with 40 members and 4 guests in attendance. Our Vice Pres. Ron Sexton ran the meeting as Jim Hunt was out of town. At this meeting Dale Gamble gave a presentation on millwork and cabinet installation. We had great participation in the Show and Tell with eleven members at this meeting participating. We had our usual raffle with a number of great prizes including items donated by our members. This month's newsletter features a GCW Member Focus section for member Mark Butzler. Also included is an article on the 2017 GCW Shop Tours that were held on May 13<sup>th</sup> that included 3 of our member's shops. There are no listings in the Exchange Corner this month.

## Vice Presidents Message:



Gold Country Woodcrafters

The May 9<sup>th</sup> meeting had a large attendance, (44) which included 4 guests. Two of the guests were John & Jan Massingale. Jan is interested in Intarsia so I introduced her to Ed Woodard our intarsia expert. They chatted for quite some time and of course Ed got out pictures on his phone and they reviewed his work. Jan says they plan on joining next month.

Another guest Jean Franklin brought in her Antique Great Wheel spinning wheel. She is hoping to get someone to volunteer to help repair or restore it. If anyone is interested they can call Jean at 916 939-1864.

I think this was one of the largest crowds we've had other than December's Spouse night. It must have been because of Dale Gambles Cabinet Millwork presentation. I never realized Dale had such a background in the woodworking profession and what about that door he was involved in restoring. That truly was an awesome door. Thanks for your presentation Dale.

We had 2 tables full of Show & Tell. One in particular was John Robert's fleet of toy trucks and heavy equipment he supposedly makes for his grandkids. I can't help but wonder if that's so, or does he have a sandbox in his back yard where, if we dropped by, we might find him out there road testing them????

Remember I am always looking for suggestions for meeting presenters so please send them in to me.

*Ron Sexton*

# GOLD COUNTRY WOODCRAFTERS

Newsletter May 2017

Vol 32

## Presentation Cabinet Construction:



Dale gave a great presentation covering many aspects of cabinet making and installation. First off he gave a summary of his experience in the cabinet related industries. His career began when he became an apprentice in a cabinet shop in 1972 and studied industrial arts for 2 years. He moved to Sacramento in 1976 and worked for Norcal Millwork making heavy beams and wide crown molding. He worked for Continental Store Fixtures for 11 years installing cabinet fixtures in stores such as Macys and Nordstrom. One project he is most proud of is the

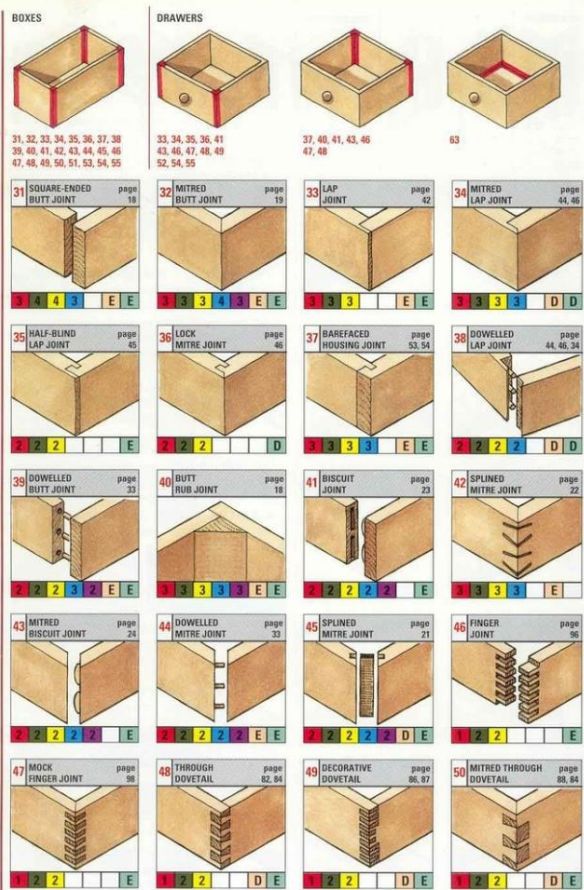
refurbishing of the large double doors on the Cal. State Senate Building (picture below). He was also a principal in a cabinet shop responsible for sales and installation for a few years. In addition to his many years in the cabinet related field he spent a number of years in the carpentry trades, building homes. He says his favorite projects were and still are making kitchen cabinets. He went over some history on how

materials and cabinet fabrication methods have changed over the years.

During the presentation Dale showed some pictures depicting the various aspects of fabricating cabinets. One slide showed the many joinery methods that can be used in cabinet making (picture on left). He said that dowel and biscuit joinery is his favorite for constructing face frames. He noted that pocket joinery is heavily used in today's cabinet industry. He also discussed the type of clamps that can be used including spring clamps. At the start of the presentation Dale passed around a set of story sticks that he said make dimensioning face frame styles

and rails much easier and more consistent.

Dale has been a member of GCW since 2013 and is a member of the Executive Committee and is chairman of our Toys for Tots program.




# GOLD COUNTRY WOODCRAFTERS

Newsletter May 2017

Vol 32

## May 2017 Shop Tours:



The May 13<sup>th</sup>, 2017 GCW Shop Tours had 3 shops on the visit list. The first shop, top picture, was that of Steve Cabrol, the second was that of Gail Cone, and the 3<sup>rd</sup> was Tim Bynon. We had around 20 members that came out to enjoy the morning with their fellow woodworkers to, sample the treats, talk shop and see the vast array of tools in each of the shops. We would like to thank Steve, Gail, and Tim for opening up their shops to our members. Also, we would like to thank the wives for putting out the treats and refreshments. It appeared that all those on the tour had a great time. It's always nice to have a chance to visit with our fellow woodworkers outside the regular meeting venue.

We would like to note that Roy Carter's shop was originally scheduled to be the 2<sup>nd</sup> shop on the tour. Unfortunately Roy has been under the weather the last few weeks so he was unable to show his shop. We would like to wish Roy a speedy recovery and we are looking forward to seeing his shop on the tour next year.



# GOLD COUNTRY WOODCRAFTERS

Newsletter May 2017

Vol 32

## GCW Member Focus: Mark Butzler



As far back as he can remember Mark has always been interested in making things out of wood. He says that most of what he made in the past, by today's standard, was not very good. Of course, his mother told him they were wonderful. After that he was not afraid to attempt building anything.

As a young man he remembers making book shelves and headboards for his bed while living in a 2 bedroom apartment in the Bay Area. It's a wonder he never got kicked out because of all the noise.

In 1978 he moved from the Bay Area to Colfax, CA where he built a small 2 bedroom house. He said that he had no idea of what he was doing but did read lots of books and the house came out pretty good. Back then it cost \$15000 to build, not counting the cost of the land.

Mark has always been employed by companies to fix and build their machinery. At times, he couldn't believe that they would pay him to make and fix things because he enjoyed it so much.

His goal for retirement was to build model airplanes and join a woodworking club. Through his wife he met Bill Meronek and Bill invited Mark to come to one of the club meetings to check it out. He was hooked after the first meeting, Nov. 2015, and has enjoyed himself ever since. He says there is a wealth of information at each meeting and that he has learned so much from the club members. He met Tim Bynon, also a club member and an avid model airplane builder and flyer, so he is now learning how to fly model airplanes.

Mark now has a small wood shop in his half of the garage. Quoting Mark, "sometimes my poor wife feels like a single woman because of all the time I spend in the wood shop".

Mark is not afraid of taking on challenging projects and is really stepping up his woodworking abilities. Using the vintage lathe he refurbished, some of his first turnings include tapered chair legs, a bowl and a unique rolling pin. The resulting quality shows he has a real knack for wood turning. He also has shown, at our show and tells, a number of jigs he fabricated including a longworth chuck and tenoning jig. These along with the spinner's chair he recently made, demonstrate his expanding abilities in woodworking. He is currently researching a project to build a "drum thickness sander". Ron Sexton recently commented that Mark's finishing techniques have really improved, noting that "the quality of a finish is the first thing he looks at". We know we will continue to see great things from Mark as time goes on.

Mark was nominated for the May 2017 GCW Member Focus by Ron Sexton.

# GOLD COUNTRY WOODCRAFTERS

Newsletter May 2017

Vol 32

## Announcements/news:

1. **GCW President Position:** As announced at the April meeting Jim Hunt will not be seeking another term as GCW president. His current term (2 years) ends this September. The GCW Executive Committee is now working to find a new GCW president. If any member is interested or would like to submit a member's name for consideration for this position please notify any committee member or send a note to the editor of this newsletter.
2. **Toy for Tots schedule:** Planned kickoff will be August or Sept. If a member needs toy parts for any toy project, not necessarily for the toy effort, they should contact Dale Gamble to see if he has the needed part(s). He has a large inventory of various wheels, axles, etc available. Email: [rndgamble@comcast.net](mailto:rndgamble@comcast.net)
3. **Spinning Wheel Renovation:** A May meeting guest, Jean Franklin brought in her Antique Great/High Wheel spinning wheel. She is asking for someone to volunteer to help repair/restore it. If anyone is interested they can call Jean at 916 939-1864.
4. **Wax discussion:** There was a discussion at the May meeting on the right type of wax to use for protecting a finish. Ron Sexton in response to a number of questions and members input provided recommendations on what and what not to use. The recommended wax is a good quality carnauba paste wax. It is recommended not to use car wax, or spray waxes as their formulas can actually damage or cause the finish to acquire a haze. Tip: If your paste wax looks dry and cracked, to renew it, just heat it until liquid and allow it to cool.
5. **Brewery tap handle project:** At the May meeting Ken Welsh asked the members to make some Brewers Tap Handles. He needs 24 in total. The handles are for a friend of his that owns a brewery. The Handles would measure approx. 11"x2 1/4". They can be round, square, a unique shape, any wood species, decorated or not. The mounting end needs to be at least 1" facilitate mounting to the beer dispenser. Members can make any number they wish. For more details you are encouraged to contact Ken at [ekwelsh@aol.com](mailto:ekwelsh@aol.com).
6. **Incra Jig Presentation:** John Brideson volunteered at the May meeting to give a presentation on the use of the Incra Jig. He brought to Show and Tell 2 keepsake boxes where he used an Incra Jig to create the corner dovetail joinery. See the Show and Tell section. The tentative schedule for the presentation is next January.
7. **Free TiteBond III Glue:** Steve Cabrol has gallon of Titebond III that is really way more than he can use. If anyone wants to bring a small bottle to the June meeting he would be happy to fill it for them.
8. **A special Birthday:** We found out Roy Carter has just celebrated his 90<sup>th</sup> birthday. Happy Birthday Roy from all of the GCW members.



# GOLD COUNTRY WOODCRAFTERS

Newsletter May 2017

Vol 32

## 2017 Meeting Topics:

June 13 <sup>th</sup>	Applying CA (cyanoacrylate/super glue) finish on pens, etc by Gail Cone.
July 11 <sup>th</sup>	Demonstration of a portable lumber mill by Steve Cabrol.
August 8 <sup>th</sup>	Cabinetry and dovetailing presentation by Tim and Melody Bynon.
September 12 <sup>th</sup>	The Saw sharpening with some history presentation by Ken Welsh.
October 10 <sup>th</sup>	GCW Fall Project Challenge Night. Theme to be announced.
November 14 <sup>th</sup>	Tool talk night. Members round table discussions on latest tools, etc.
December 12 <sup>th</sup>	Spouse/Special guest night. 2 <sup>nd</sup> annual event.

Members that would like to give a presentation or have ideas for a presentations please contact Ron Sexton ( hewpvl@directcon.net). Remember this is your club and the more our club members participate in sharing knowledge the more proficient we all become at our common interest, woodworking.

## Show and Tell: (11 presenters)

### *Dave Boutcher*



Dave created this ottoman to match his TV stand. He used oak in the fabrication and stained it to match the color of the TV stand. He used lacquer as the finish.

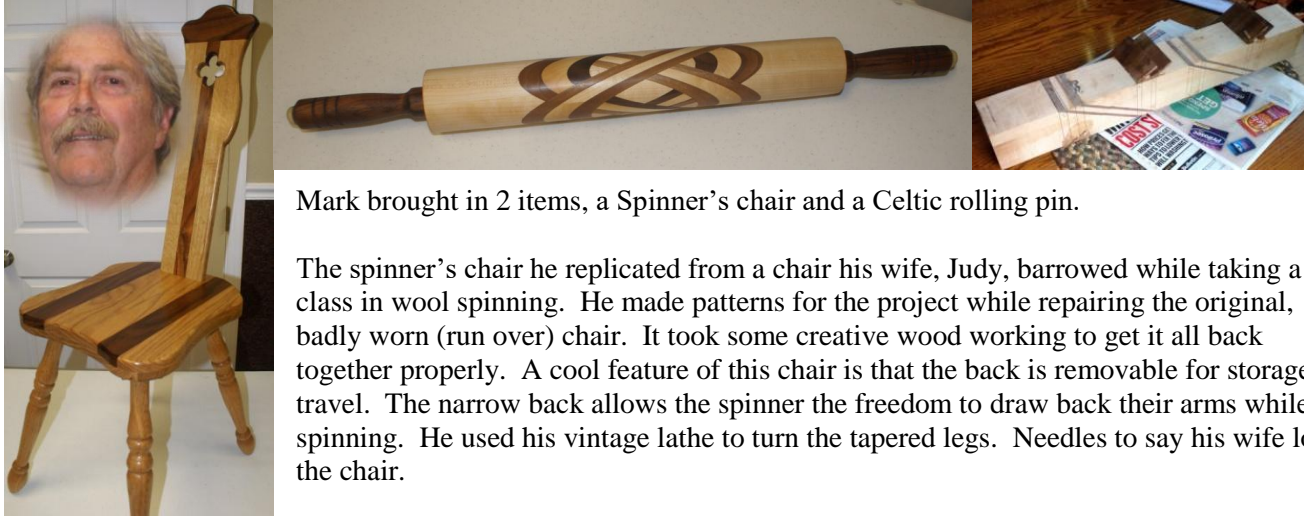


# GOLD COUNTRY WOODCRAFTERS

Newsletter May 2017

Vol 32

## Mark Butzler




Mark brought in 2 items, a Spinner's chair and a Celtic rolling pin.

The spinner's chair he replicated from a chair his wife, Judy, borrowed while taking a class in wool spinning. He made patterns for the project while repairing the original, badly worn (run over) chair. It took some creative wood working to get it all back together properly. A cool feature of this chair is that the back is removable for storage and travel. The narrow back allows the spinner the freedom to draw back their arms while spinning. He used his vintage lathe to turn the tapered legs. Needless to say his wife loves the chair.

While making the Celtic Rolling pin Mark learned several lessons: the hardwood blank must be straight and square, the wood sandwich inserts must be flat and of uniform thickness, must add alignment marks, be watch full of slippage and add alignment marks before you do any cutting to help with the reassembly. For plans search the internet for "Celtic knot rolling pin". He used KOA (handles) and maple for the primary woods for this project.

## Steve Paterson



Steve brought in 2 unique items to show our members, a fidget spinner and a relief of a favorite photo. The fidget finger spinner was shaped using his CNC machine. He used an old bearing pressed into the center to allow for the spin. He has idle fingers??

The relief was also created using Steve's CNC unit. He scanned a photo and downloaded it to his CNC to create the relief. The relief background was machined down to .05" and allows light to pass through highlighting the pictures features. The material is corian and it machines quite well.



# GOLD COUNTRY WOODCRAFTERS

Newsletter May 2017

Vol 32

## *Max Lee*



Max created a safe using an old postbox door he acquired at one of our clubs raffles. The safe is for his grandson so he can hide away some of his toys. Do the parents know the combination???

## *John Brideson*



John brought in 2 keepsake boxes to show. They both feature double dovetail joinery. The one on the left incorporates a magnetic latch that causes the lid to pop up when pressed. John used his Incra Jig to create the double dovetails. He noted that he can get the accuracy to 1/5000" using the Incra Jig. He has offered to give a demonstration on the usage of the Incra Jig at a future meeting. It is attentively scheduled for January 2018.



# GOLD COUNTRY WOODCRAFTERS

Newsletter May 2017

Vol 32

## *Jerry Preston*



Jerry brought in a picture showing his version of a Molesworth sideboard. He also brought in a drawer from his sideboard. The project is based on plans from the New Yankee Workshop. Thomas J.

Molesworth was an early 20th century Western style furniture designer. Jerry's sideboard has many of the features found in the original designs: logs, leather, relief features, and animal horns. Jerry planed down logs from his forest for the legs, and used large and small routers to

remove the background from the relief features on the drawers and doors. He used a 1/8 inch router bit to cut a worm-like random pattern on the face and door frames. The original Molesworth has a red leather top. Jerry used leatherette with a toned-down color for their room.

Jerry's first attempt to make the sideboard failed. He used Meranti marine plywood from an aborted boat building project of his. Clamping was difficult with the sloped side cabinets, and the case was not square enough for the tight tolerance of the drawer/case interface. He later discovered that he could remove the rubber tip from the brad nailer and use brads in the corner below the shelves to hold the shelves in the dado during glue up. He did use the specified case materials for the final product, and is happy that the first attempt failed.

## *Paul Velk*



Paul brought in one of the two shop roll arounds he built for his shop. It features 3 drawers, locking casters, adjustable height top, table leaf extensions, and unit levelers. He is able to use the roll arounds at multiple stations due to its wide range of adaptability.

# GOLD COUNTRY WOODCRAFTERS

Newsletter May 2017

Vol 32

*Jim Terrill*



In this Red maple bowl Jim incorporated an inlaid band of powdered dyed howlite (a turquoise substitute). The band measures 1/4" wide and up to 1/4" deep. He stated that you can't really tell the difference between the howlite and the real thing. He used the Beall Buffing system to finish his bowl.

*Mick Dupper*



What do you make a heart pendant necklace with? Well of course you use purple heart! Mick used a band saw, scroll saw, and 1/8" round-over bit, carving tools, and to sanding to create the shape. He used Minwax Polycoat at the finish. His wife made the necklace cord.

Oops, need mug shot of Mick!

# GOLD COUNTRY WOODCRAFTERS

Newsletter May 2017

Vol 32

## Bill Meronek



Bill has created yet another fine table using his favorite wood, cherry. The creation was patterned after a table he saw in San Francisco that had a hefty price tag. He used a Craftsman Router Crafter to get the correct taper then completed the fabrication on his lathe. For the finish he started with tungoil then a wipe on poly. He added a good coat of carnauba wax for protection.

## John Roberts



John loves to make toy machinery, can you tell? He says he makes them for his grandson, but we are beginning to suspect he likes to play with them as well. He described how he goes about creating the tread on the wheels. The wheels are actually 2 parts, one reversed from the other. Each wheel half is grooved on the table saw using a jig to hold it and to set the groove spacing. The toys in the above pictures are just a sample of what he brought in to show. This is not the first time he has brought in a collection of his latest toy vehicles.



# GOLD COUNTRY WOODCRAFTERS

Newsletter May 2017

Vol 32

## Member's Corner:

No contribution this month. We encourage members to submit short articles on a woodworking related topic for this new section.

## Raffle Results:

We use the "raffle per item" method for distributing raffle prizes. Members put raffle stubs in a receptacle associated with a specific prize they are interested in.

### Member Prizes:

- |                                     |               |
|-------------------------------------|---------------|
| 1) Woodcraft Supply \$25 gift cert. | Rich Schwerin |
| 2) Right Angle 4 1/2" Grinder       | Dave Boutcher |
| 3) GrrIpper Table Saw accessory     | Bob Pritchard |
| 4) GrrIpper Table Saw accessory     | Phil Johnson  |
| 5) Shop Towels                      | David Ulm     |
| 6) Dolly 12"x16"                    | Homer Rail    |
| 7) Woodworker Book                  | John Roberts  |
| 8) T-Handle hex keyset x2           | Ton Campbell  |

GrrIppers donated by Gail Cone.

Woodworker Book donated by James Terrill.

## Wood Humor:



Submitted by Ron Sexton

## Businesses that support GCW:

Be sure to stop by Pro Builder Placerville, The Paint Spot, Churchill Hardware Cameron Park, Woodcraft Supply Sacramento and the Rockler Woodworking store in Rocklin. Please let them know how much Gold Country Woodcrafters appreciates their support.

# GOLD COUNTRY WOODCRAFTERS

Newsletter May 2017

Vol 32

**Membership Dues:** For those members wishing to renew their membership for the 2016-2017 year by mail here is the information you need. Make out a \$20 check payable to Gold Country Woodcrafters. Send to: Steve Cabrol 3000 Builders Place, Rescue, CA, 95672. **Please note on the envelope ATT: Gold Country Woodcrafters.**

**Notice to members:** If your contact information has changed since joining please let the club know. Just send any changes you may have to the email address used to send out the newsletter. Your cooperation is much appreciated.

**Gold Country Woodcrafters Meeting Place:** GCW meetings are held the second Tuesday of each month unless otherwise notified and are at the Park Community Church meeting hall, 3901 Wild Chaparral Dr. Shingle Springs, Ca. exit 37 off highway 50. A map is provided on the home page of the GCW website.

## Saw and Planer blade sharpening:

For members that need some blades sharpened GCW member Ken Welsh can handle the job. Just give him a call.

### WELSH'S SAW WORKS

Formerly Rocklin Saw Works

**Ken Welsh**  
Owner

3021 Crystal View Drive  
El Dorado Hills, CA 95762  
(Off Bass Lake Road)

**Phone: (530) 677-4938**  
**Cell: (916) 275-3388**

**The GCW Exchange Corner:** No listing this month.

Regards and happy woodcrafting.

*Gail Cone*

GCW Newsletter editor



**GCW Web site:** [goldcountrywoodcrafters.com](http://goldcountrywoodcrafters.com)

If you have any comments or suggestions please send me an email. If you wish to unsubscribe so you no-longer receive GCW newsletters just send me a reply with the word "unsubscribe" in the subject.