

GOLD COUNTRY WOODCRAFTERS

Newsletter September 2017

Vol 36

GCW August Brief:

The September 12th club meeting lasted around 2 hours with a whopping 41 members and 3 guests in attendance. At this meeting we were treated to a lively presentation by GCW member Ken Welsh on the art of “saw filing”. This was a presentation not to be missed. The night’s Show and Tell featured 7 members presenting their projects and fabrication details. Our usual raffle featured a number of great items including items donated by members. Thanks again to those that contribute items to the raffle. Be sure to check out the **Announcements and News** section for the many special events happening in the very near future that you will not want to miss. These include the Church Car Show/ Music festival this coming weekend and the upcoming first annual GCW club picnic. There are no listings in the Exchange Corner this month.

Presidents Message:



Gold Country Woodcrafters,

Another fine meeting this month, culminating in a very informative and entertaining presentation on commercial saw sharpening by Ken Welsh. More to saw sharpening than I ever imagined. Thanks Ken for a great presentation!

I’d like to welcome our newest Executive Committee member, Rich Schwerin and new committee program director chair, Tim Bynon to the Executive Committee. Thanks also to Harvey Myers for his participation on the Executive Committee as

he steps down.

We have a busy Fall season with several extra-curricular activities including the Church Car show on Sept 23, Club picnic on Oct 7, Woodcraft woodworking event on Oct 13, 14 and of course our Christmas Spouse/Guest night on Dec 12. I hope all of you will be able to participate in at least some of these events to enjoy some camaraderie and have a little fun!

Until next time, Happy and Safe woodworking!

Jim Hunt

GCW President

GOLD COUNTRY WOODCRAFTERS

Newsletter September 2017

Vol 36

Presentation by Ken Welsh:



A lot of us were looking forward to this presentation for a couple of reasons. For those members that saw Ken's presentation on saw blades and sharpening a while back you just knew we were in for a treat. We also knew we were going to learn a lot more about the profession of saw sharpening (Saw Filing). We were not disappointed. Ken kept our members attention throughout his presentation with his usual lively and entertaining way of presenting.

Ken gave a brief background into how he got started, as a young man, working in sawmill machine shops and filing rooms. He described how he learned the trade of saw filing by working with and learning from senior tradesmen in these shops. He became aware that the skills they possessed were highly valued and one could make good money if you did the job right. He said that the knowledge he acquired cannot be found in a text and that it is highly guarded. It is only passed down from tradesman to tradesman.

He explained how he eventually went into business for himself. He said that over time, as the forest harvesting industry changed and consolidated, filing rooms were closed and the filing work was being farmed out. As a result he had an opportunity to acquire a filing shop of his own. He took the plunge and has never looked back. With his problem solving expertise he was able to save customers a good deal of money and the word got out that he was the guy to go to if you had issues with your saw blades. As a result his business did very well.



You can see from the pictures the type of blades Ken worked with. And these are not the largest, makes our little bandsaw and table saw blades look like toys. He is sort of retired these days. However he still does blade sharpening, including those for GCW members. His contact information, if you need your table saw or planner blades sharpened, is located at the end of this newsletter.

GOLD COUNTRY WOODCRAFTERS

Newsletter September 2017

Vol 36

During his presentation Ken gave an overview of the process of sharpening and reconditioning the large blades used in sawmills. Using the white board he explained how he used the special tools to form the teeth and how they should be set and ground including the right way vs. the wrong way.

He also passed along a tip on how to check the set of a handsaw blade. He said to hold the saw blade up so the light reflects off the blade and look at the shadow the teeth cast.

Announcements and News:

1. **Sept. Executive Committee Meeting Report:** Jim Hunt gave a quick summary of the results from the September Exec. Committee meeting. The terms of 3 committee members were up in September. After some discussion the positions were filled as follows: Jim Hunt will continue as President for an additional 2 years, Steve Cabrol will continue as Treasurer for an additional 2 years, Rich Schwerin filled the MAL seat 2 for a 2 year term. Rich Schwerin will take over the Project Challenge chairman position, MC Show and Tells and raffle at club meetings. Ron Sexton's Program Chairman Duties will be taken over by Tim Bynon who volunteered to be our new GCW Program Chairman. A special thanks to Harvey Myers for his years of service on the Exec. Committee and being chairman for the Project Challenge, Show and Tell and Raffle activities.
2. **Car Show and Music Festival this week end:** Jim Hunt reminded the members that the car show is Saturday the 23rd 12-6PM. The show has been expanded this year to include a music festival. GCW will have a booth again this year and we need volunteers to man the booth. Setup will be at 11:30. It should be a fun event so be sure to drop by to participate and bring a picnic lunch or purchase food at the event. For more information go to www.parkcommunity.org/upcoming-events.
3. **GCW BBQ & Picnic:** The date for our first annual GCW club picnic is fast approaching so make plans to attend. Member Ken Welsh will be hosting the picnic Saturday October 7th from 2 to 5 in the afternoon so mark your calendar. If we know Ken, this will be a real treat for our members. This event is for club members and their spouses or guest so please no children. Refreshments and the food are being supplied. I hear he has a heck of a wine cellar. There is no need to bring any food, however if you wish to bring something to share, *make it a desert item that does not require plates or utensils* (ie, finger food only!). The address is 3021 Crystal View Dr. in El Dorado Hills. Directions are provided later in the newsletter.
4. **October Challenge:** Next meeting is the fall GCW Project Challenge so if you have not created your entry, better get busy. The challenge is to create one or more of an artistic item, a hat/coat rack, or make a wooden hinge. This offers a very wide range of possibilities for our members at any skill level to participate. As before the projects must be made primarily of wood, be made within the previous 6 months. Participants will participate in a raffle for a \$50 prize.

GOLD COUNTRY WOODCRAFTERS

Newsletter September 2017

Vol 36

5. **Toys for Tots Program:** Dale Gamble, our toys effort chairman, had a kickoff gathering at his shop in El Dorado last Saturday. There was a great showing by our members who dropped by to discuss plans and pick up material for this effort. If you missed the meeting and wish to participate in this worthwhile annual program but need ideas or materials please be sure to contact Dale. Phone: 530- 363- 3297 Email: rndgamble@comcast.net Feel free to make toys on your own if you wish. We distribute the toys in early December.
6. **GCW T-Shirts:** We have reached our goal for the minimum order for the club T-Shirts and the price is still \$22. Because of the interest shown by our members in getting shirts, the time to reserve yours has been extended to the October meeting. The \$22 is due at the time you reserve your shirt.
7. **Renew your membership:** September marks the beginning of our 2017 – 2018 club year so dues are due. If you have not already renewed you membership, be sure to bring \$20 to the next meeting. If you are unable to attend you can send your \$20 to the GCW club treasurer, Steve Cabrol. The address and instructions are located at the end of this newsletter.
8. **November Round Table:** The November meeting's focus will be for members to participate in roundtable discussions on woodworking related topics. The plan is for members to break up into a number of groups for discussions on topics of interest to them. Each group will then give a brief report on the results of the discussions. So start thinking about what topics you would like to have covered at this special meeting. Be sure to pass your ideas along to the presentation chairman, Tim Bynon, to help refine the roundtable activity. This will be the first time we have tried this so it should be a very interesting meeting.
9. **From the floor:**
 - a. **Harvey Myers progress:** As reported in our August newsletter Harvey has been dealing with some serious health issues. Ron Sexton, at the September meeting, reported that Harvey is recovering well and is starting to get around. That is great news for all of us and we hope to see him at a meeting soon.

GOLD COUNTRY WOODCRAFTERS

Newsletter September 2017

Vol 36

Upcoming Meeting Topics:

- October 10th GCW Fall Project Challenge Night. Theme: Artistic Item, Hat/Coat Rack, Hinge.
- November 14th Tool talk night. Members round table discussions on latest tools, etc.
- December 12th Spouse/Special guest night. 2nd annual event.
- January 9th 2018 Presentation and demo of the Incra Jig by John Bridesman

Members that would like to give a presentation or have ideas for a presentation please contact Tim Bynon steamglidertim@yahoo.com. Remember this is your club and the more our club members participate in sharing knowledge the more proficient we all become at our common interest, woodworking.

Show and Tell: (7 presenters)

Jim Hunt



To open the Show and Tell, Jim gave a short presentation on how to make box or finger joints. He first showed the wobble dado blade he uses for box joints. He described how it adjusts to a specific dado width by rotating the center hub. He cautioned that one has to be patient when setting the dado width as it can change when mounted on your


table saw. On the right Jim shows the miter jig he uses to create box/finger joints. He described how it is used on a table saw mounted with a dado blade to create uniform fingers and finger spacing. He went into some detail on how the guide finger mounted in the jig, the spacing of the guide finger to the saw blade and the dado blade width all need to be set up for the same spacing to get good results. In addition, he suggested that a backer board be used to improve the quality of the saw cuts.

GOLD COUNTRY WOODCRAFTERS

Newsletter September 2017


Vol 36

Tim Bynon



Tim is known for developing solutions for shop problems. In this case he wanted to create a table saw guard with an additional safety feature. The design he came up with features independent blade guard sides. With his design cutting narrow strips, one side of the guard rides up on the material being cut while the other side stays on the saw surface shielding the blade. With most guards the shield is all one piece so when running the material through the saw the blade is exposed.

Basil Borkert



Basil, our very own cutting board specialist, brought in his latest creation. This one is an update of one of his first boards he made for his daughter some time ago and he wanted to replace it with a newer version. It features Purple Heart, Yellow heart, Cherry and Maple woods. As in the past he used mineral oil for the finish.

John Brideson



Inspired by Basil Borkert's cutting board presentations, John made this cutting board using a number of shop cutoffs he had on hand. It features Walnut (w/curl), Purple Heart, Yellow Heart, Paduak, to name just a few. The finish he used Seal-A-Cell to highlight the woods and then ArmorSeal polyurethane.

GOLD COUNTRY WOODCRAFTERS

Newsletter September 2017

Vol 36

Wesley Aring



Our newest member, Wesley Aring created this unique cutting board design. The project required building a special jig so he could force the board layers into the desired S curves. He covered the jig surface with packing tape to prevent gluing project from sticking to jig. The wood strips used were cut from Walnut and Beach. He explained that the clamping method changed from his original plan. The original plan was to use multiple clamps (note the holes in the jig surface). That method caused the project to lift from the surface. He ended up using just 3 clamps, one at each of the jig ends and one in the middle. He used Tite Bond glue and finished it with salad bowl finish. He stated that this was a great learning experience in gluing, clamping, and jig design.

Bruce Hall



Bruce showed off his latest bottle stopper designs with this display of 10 stoppers, each with its own unique shape. Even the stopper display rack is a unique and is sure to help with sales. Bruce finished the stoppers by sanding to 220 then using EEE Ultra shine, then EEE Scratch Fair friction polish. He added Renaissance wax to highlight the finish. He described a product he found that made the sanding much easier. The product is 3M Pro Grade flexible abrasive available in sheets or roles. It is

extremely flexible and makes sanding curved shapes snap.

GOLD COUNTRY WOODCRAFTERS

Newsletter September 2017

Vol 36

Jim Higbee



Jim created this Windsor Side Chair to match 3 others in a set. The seat is fabricated using poplar and the back board and legs are maple. All spindle work including the legs were shaped by hand using a spoke shave plus sanding, no lathe work was involved! The challenge, Jim said, was in creating the seat pattern and getting all the holes plus drill angles correct. He will be finishing this chair to match the others in the set using milk paint.

Raffle Results:

We use the “raffle per item” method for distributing raffle prizes. Members put raffle stubs in a receptacle associated with a specific prize they are interested in.

Member Prizes:

- | | |
|-------------------------------------|----------------|
| 1) Woodcraft Supply \$25 gift cert. | Roy Carter |
| 2) Sycamore Woodturning block 1 | Steve Peterson |
| 3) Sycamore Woodturning block 2 | Dave Ulm |
| 4) Sycamore Woodturning block 3 | Robert Garlick |
| 5) Large Moving Dolly | Mark Butzler |
| 6) Small Moving Dolly | John Cassidy |
| 7) Diamond Honing Block | Paul Velk |
| 8) Magnetic Strips (2) | Dave Boutcher |
| 9) Easy Sorter | Guest |

Sycamore Woodturning blocks generously donated by Bruce Hill.

GOLD COUNTRY WOODCRAFTERS

Newsletter September 2017

Vol 36

Directions: GCW Picnic at Ken Welsh place.

Address: 3021 Crystal View, El Dorado Hills

Take Bass Lake Rd. North from Highway 50

Turn Right onto Hollow Oak for ¼ mile

At top of the hill turn right onto Angle View



Follow hairpin turn, becomes Crystal View Dr.

Right turn onto Crystal View

Go to 3021

Beware, Google maps shows just open fields.

Wood Humor:



Submitted by Ron Sexton

GOLD COUNTRY WOODCRAFTERS

Newsletter September 2017

Vol 36

Businesses that support GCW: Be sure to stop by Pro Builder Placerville, The Paint Spot, Churchill Hardware Cameron Park, Woodcraft Supply Sacramento and the Rockler Woodworking store in Rocklin. Please let them know how much Gold Country Woodcrafters appreciates their support.

Membership Dues: For those members wishing to renew their membership for the 2017-2018 year by mail here is the information you need. Make out a \$20 check payable to Gold Country Woodcrafters. Send to: Steve Cabrol 3000 Builders Place, Rescue, CA, 95672. **Please note on the envelope ATT: Gold Country Woodcrafters.**

Notice to members: If your contact information has changed since joining please let the club know. Just send any changes you may have to the email address used to send out the newsletter. Your cooperation is much appreciated.

Gold Country Woodcrafters Meeting Place: GCW meetings are held the second Tuesday of each month unless otherwise notified and are at the Park Community Church meeting hall, 3901 Wild Chaparral Dr. Shingle Springs, Ca. exit 37 off highway 50. A map is provided on the home page of the GCW website.

Saw and Planer blade sharpening:

For members that need some blades sharpened GCW member Ken Welsh can handle the job. Just give him a call.

WELSH'S SAW WORKS

Formerly Rocklin Saw Works

Ken Welsh

Owner

3021 Crystal View Drive
El Dorado Hills, CA 95762
(Off Bass Lake Road)

Phone: (530) 677-4938

Cell: (916) 275-3388

Regards and happy woodcrafting.

Gail Cone

GCW Newsletter editor



GCW Web site: goldcountrywoodcrafters.com

If you have any comments or suggestions please send me an email. If you wish to unsubscribe so you no-longer receive GCW newsletters just send me a reply with the word "unsubscribe" in the subject.